The Editor's Desk

How to Find Things in Calls'N'Cues

Calls'N'Cues contains a lot of information and I have been asked by several people how to find things and then how to get there.

Lets start with the second question first - the .html version (the "online" version) has two nice assists to help you get places quickly (not including the directional < and > that allows you to move through the pages.

The first is the table of contents. The second page has the main table. Once you have seen something you would like to look at further, simply click on the page number and the system will jump directly to that page. This is true for both the main table of contents and the several subsidiary tables.

The other way to quickly go to a page is to click on the bottom of the page (say on the page number). This will bring up a line corresponding to all the pages. Moving the cursor to that line will bring up the page number corresponding to your cursor location and thumbnails of the surrounding pages. By moving the cursor along the line you can locate any page. Moving the cursor to the corresponding thumbnail and clicking on it will take you directly to that page. Personally I find this is most useful to find and return to one of the tables of contents.

Each issue has several sub tables: Class and Open House Flyers, Club Schedule Flyers, and Special Dance Flyers which are found in all issues and an occasional WASCA Business Minutes and other information. The Class and Club flyers are organized alphabetically by club name. The Special Dance flyers are organized by date. The WASCA Stuff is organized by importance. (Actually most of the WASCA stuff can be rather dull.)

I hope this information is helpful in finding things. Until the next issue.

ed

CALLS 'N' CUES INFORMATION

Issues
Calls 'N'Cues
is published bimonthly:
(Jan/Feb, Mar/Apr, May/Jun, Jul/Aug, Sep/Oct, Nov/Dec)

Submissions
Email (Preferred)
editor@wascaclubs.net
or
ecragg@alumni.rice.edu
- All common file formats accepted
- Attachments preferred
- Please start file names with your club name.
- For photos - please provide captions

Telephone:
(703) 920-2624
Let ring at least 10 times
Landline (no Texts - Voice only)

Regular Mail:
Edward E Cragg
Editor: CALLS 'N' CUES,
807 S Glebe Road
Arlington, VA 22204-2444

Deadlines:
The deadline is the 15th of the preceding month
The next issue will be January-February 2027
The deadline will be 15 December 2026

For Announcements of New Issues :
Send an email to:
wascacnc+subscribe@googlegroups.com



President's Patter

Let My Dad Write It !

Steve Cunnion
(WASCA President 2025-2026)

November 1955 - Town Journal

Square Dance your troubles away

By Don Cunnion

Here's how to get started in your town.

Square dancing has come off the farm and is swinging its way across the land.

It's fast becoming a leading form of family recreation everywhere.

But it's changed. It's not so wild and woolly as the traditional rural version once was. Emphasis is more on the figures of the dance—rather than on a test of endurance. (Those jigging square dancers you see on television aren't typical. That's just exhibition stuff.)

The new dancing thrives in neighborhood square dance clubs, and they've sprung up all over. They range in size from four couples who meet in somebody's basement, to groups of 100 or more who hire a hall for weekly hoedowns.

Altogether, these clubs have some 3,000,000 members. There are many more who square dance regularly without belonging to any organized group.

What's so fascinating about square dancing? Many things, judging from the devotees' comments.

"It's relaxing. Gets my mind off my troubles."

"It's an opportunity for my husband and me to go out together and really enjoy ourselves."



"Even counting the soda pop and pretzels, we spend less than (1955)$2 in an evening (not counting baby sitter fees, that is)."

"We meet so many fine people. Square dancing is a great 'mixer'—so different from ballroom-type dancing."

And so it goes. There's something about the rhythm of square dance music and the dancing itself, together with the need to concentrate on the calls, that leaves no room for workaday worries.

In this new square dancing. the general rule is "no liquor allowed." Alcohol and square dancing simply won't mix. Actually some reformed alcoholics find that square dancing helps keep them on the wagon.

If you don't know how to dos-a-dos and allemande-left, easiest way to learn is to sign up for instructions at a square dance class. That's what most folks do.

These classes are operated usually by professional or semi-professional callers. Attend a beginners' class for 8 or 10 weeks and you'll be able to hold your own. Get your friends to join, too, and you'll soon have your own club.

That's how the 100-member Wenonah Square Dance Club of New Jersey got started. A group of neighbors first took lessons at the Legion hall. Now they meet every other week, with members taking turns in calling. Annual membership fee of $8 pays for the hall rental and a three-piece orchestra of fiddle, guitar and bass fiddle.

No instruction class was available to members of the Adult Fellowship Group of the Church of the Good Samaritan at Paoli, Pa. So they got their start by buying beginners' square dance records with calls and sheets of instructions. It was slow going until one member, Ford Oglesby, took it upon himself to really bone up. He bought a book on the subject (Eight Yards of Calico, by Paul Hunt; Harper Bros., N.Y.: $2.50) and visited square dances within driving range. Soon he was good enough to teach his friends and now he does professional calling as a hobby.

Square dance records are available with or without calls. Most clubs use recorded music with "live" calling.

Some clubs meet at square dance barns or halls, where special nights are reserved for them. Here music and professional calling are furnished.

Woodward's Barn at Blooming-ton, Minn. (see picture above) is such a place. So is Mac's Bar-N (for barn, naturally) at Kulpsville, Pa. A church group from nearby Lansdale got Mac McKenrick interested in calling shortly after the war. The original idea was to provide exercise for a GI with a convalescent leg. Mac now holds classes three times a week and 'open dancing" every other Saturday. Once a month he runs what he calls Family Night. (Whispered aside: The youngsters learn a lot faster than their parents.)

Woodward's big L-shaped barn can handle two clubs at one time. They share the same caller.

Lynn Woodward and his taw (square dance talk for female partner) were among the early birds in the big revival of this form of indoor sport. They organized a club way back in 1939. And it's still going—along with enough other groups to bring the monthly attendance at their barn to 2,000.

Like most regular callers, McKenrick and Woodward attend special conferences every summer to get a line on the newest calls and dances. One such school operates at Estes Park, Colo. Among the leaders there is T. J. Miller, who called for the dancers in the photograph. Miller, like Woodward, gave up a regular job to devote all his time to calling and teaching.

Miller helped the Osawatomie, Kansas, club get started at the request off Glenn Peck, an auto dealer. Peck got on the telephone and lined up a batch of prospects. Forty eight couples turned out for the first dance lesson under Miller. That was in December, 1951. Two years late, the now offically-titled Osawatomie Silver Dollar Square Dance Club had 156 couples - and laid claim to being the biggest club in the whole country, despite a town population of less than 5,000.

All dancing isn't square in these clubs, by the way. Running a close second in popularity are the so-called round or couple dances. Many of these are the waltzes, two-steps, schottisches and gavottes of great-grandma's day. Others, more modern versions, carry such colorful names as the Cocoanut Grove and the Salty Dog Rag.

One of the biggest trends is to contra dances (with the couples in lines instead of squares) The well-known Vir-ginia Reel is a simpler one.

Now, perhaps, you'd appreciate a few words of advice from Al Brundage of Candlewood Lake, Conn. As one of the nation's foremost professional callers, Al visits square dance groups all over. He knows what can be good and what can be bad about dancers and dancing.

"To start, join a regular beginners' class if you possibly can. It's the best way to learn. Once you've got the fundamentals and know a few basic dances. learn a new dance occasionally. It'll help hold your interest.

"Dance regularly. If you dance only 'once in a while' you'll get rusty, and forget the calls. By the same token, don't overdo. Dancing several nights a week can burn you out. You may suddenly find yourself fed up.

"Dance to an outside caller occasionally. If your club is large enough, you may be able to afford to bring one in from out of town. If not, get in your cars and visit some nearby club. Or try to attend one of the big square dance festivals or jamborees which are held periodically in various parts of the country. Doing this three or four times a year will add spice and variety. It's Fun to dance to a new caller, and mingle with new people."

Okay, neighbors, square your sets and get ready for an allemande-left and a grand right and left....





MEMBERSHIP

-

By Tom & Nancy Stafford

Membership & Information Services Director

membership@wascaclubs.org

We hope that you are enjoying dancing this Fall as dancing is good for you both physically and mentally. Many clubs are having WASCA 2027 Festival theme dances. Have you attended any of the WASCA theme dances? Maggie Ciotti and Cindy Hollies are taking a lot of information to the theme dances. Maggie and Cindy have all kinds of plans for creating fun events at the 2026 Festival. Be sure to attend a theme dance to see what they are planning.

You can check the club articles in this issue of Calls 'n' Cues as well as signing up to get up-to-date information on square dancing electronic mailing lists. Subscribe by emailing WASCA@googlegroups.com; MDSDF@googlegroups.com or letdance-va@googlegroups.com.

The WASCA Delegates meeting was held by Zoom on September 27, 2026. Forty nine (49) clubs are currently members of WASCA. 44 Clubs were virtually represented at the September 27 2026 meeting.

The next Delegates meeting will be a virtual meeting on February 28, 2027 starting at 7:00 pm. This is the Annual Meeting where the Board is elected. The nominating committee is actively looking for people willing to serve on the Board. Don't be bashful about letting it be known that you are willing to serve. At the February meeting, promote your club by telling the other delegates about your clubs' planned dances and other activities that your club is doing.

.

If you need further information or have a question about or correction for the Calls 'n' Cues Club Listing, please email us at membership@wascaclubs.org or drop us a note or phone message at 703-217-1670 (Nancy's cell) or 703-217-4791 (Tom's cell).

Please send WASCA Club Directory changes to

membership@wascaclubs.org



NCASDLA President's Message By Gary Felton

Notes from NCASDLA for Nov 2026

Fall is an active time for NCASDLA. Elections were held in late summer and we have a full slate of officers. The executive committee (Pres., VP, Treasurer, and Secretary) is elected annually. The Board of Directors (BOD) serve a three year term, with the terms staggered so that one new BOD member is elected every year.

Each year, NCASDLA hires a well known caller to lead a caller improvement workshop. On October 24 and 25, John Marshall presented a caller improvement workshop to 10 NCASDLA members. He discussed why squares break down and talked about some of the things we need to teach, but sometimes don't and how that leads to dancer failure. Specifically, dancers need to be taught to listen. Hearing the call is part of the dance but the helper words that a caller uses can give cues to the dancer to help them get through a call that they don't yet have full and complete mastery of. That means that the caller has to develop good helper words and phrases.

Dancers need to be taught the concept of lead time. Callers call a call before a dancer has completed the previous call. Dancers need to understand that this is normal and they are not behind. A demonstration of calling with lead time can benefit dancers. The whole reason for this lead time is so that the dancer can go right into the next call without stopping. Stop-and-go dancing is work and not comfortable dancing.

Let's use swing thru as an example. I would walk the dancers through the sequence swing thru, men run. I will start the call men run as the dancers are finishing the half by the left part of swing thru. This sequence is called dozens of times in a normal dance and the dancers are familiar with it. As a result, I need minimal lead time and the dancers will flow from the swing thru right into the men run without stopping.

If I want to change the sequence and call swing thru, men CROSS run, I must change my lead time and change the way I say the second call. I will start saying men CROSS run left as the men are beginning the half by the left part of swing thru. This is only a fraction of a second earlier than the men run from the previous example, but it helps the men understand that 1) they are doing something different and 2) they have to move to the left. By calling men CROSS run left with slightly more lead time, they can move appropriately to the music and avoid stop and go dancing.

The callers clinic ended with a plus dance in which each participating caller called a tip. The tips were critiqued on Sunday morning to give the caller individual feedback on things that they could work on. This is a most valuable thing for callers to continue to improve their craft.





CHOREO CORNER

with Dick Otis

Thoughts on teaching new dancers

Website: www.DickOtis.com Email: dick.otis@me.com

Exciting news for this edition of Choreo Corner! The size of new Mainstream classes are up this year across the country and especially in the DMV. Merry Note's new Thursday night class is so exciting. We had 7 squares, including angels for our open house in September. As we move into November, we are dancing 28 new dancers and 30 angels - 4+ squares.

Let's talk about teaching the revised Mainstream Program. As discussed in the Sep/Oct issues, the Mainstream program calls have been reduced to 50 (ish) calls. No longer on this list (moved to Plus) are:

> Allemande Thars, Shoot the Star, Slip the Clutch, Circle to a Line, Cloverleaf, Dixie Style to a Wave, Do Paso, Eight Chain Thru, Pass to the Center, Spin Chain Thru, Turn Thru, Walk and Dodge, Walk Around / See Saw

Ones that make sense to me include Thars, (Allemande Thars, Shoot the Star, Slip the Clutch) and maybe Turn Thru. To me, the other calls were eliminated so Callerlab could reach their 50-call goal.

For my class I'm covering all the Mainstream calls, but I am still touching on some of the old calls. Conventional wisdom is dancers should dance Mainstream for a year before moving on to Plus. However, teaching an "expanded" Mainstream list before going to Plus seems like a reasonable bridge.

While I prefer to introduce a call to new dancers, many dancers also want to study on their own. Especially if they miss a class or are having problems with a call. Very few dancers go to Callerlab to download the "official" definitions. Until recently the excellent tool Taminations has been their primary study option. There is now another outstanding option for studying Mainstream through Advance.

It was developed by Ray Owens the "unhinged digital warlord of the square dance universe". From his website "This man doesn't just build websites. He weaponizes them. He conjures promotional videos so hypnotic that grandmas are suddenly Venmoing dues at 2 a.m. while yelling " allemande left!" at their confused cats. He has turned square dancing into a sleek, mobile-first, cashless bacchanal where the only thing spinning faster than the dancers is the PayPal balance". Note: I have no idea what Venmoing means. But a bacchanal is a wild and drunken celebration (reminder, no drinking before a dance). Ray's YouTube videos are amazing. https://squaredancetech.com/music-videos or https://tinyurl.com/rayowens

> (In case it isn't clear from the humor in the above paragraph which references PayPal, this is a free program).

This new tool is called 3D Call Aminations. In my view (and many others) it is incredible. https://squaredancetech.com/3d/ . or if you don't like to type:

One really nice option: you can display the calls at each level in the Callerlab teaching order.

There are a few quirks. The program in only available at the moment as a website, which means you need internet access to use. Ray is working on an Android app, and perhaps later an iPhone app. But Ray's comment to me is "Why can people download an application but can't bookmark a website?" Well Ray, not everyone has internet access at a dance.

My only problem using the program is it defaults to all program levels. If you just want Mainstream, you need to unclick the other levels first, or when you search for a call like "square" you get all the square calls at every level.

When you search for a call, I'm using "Centers In" you get a 3D view of the call. You can select and overhead, titled, or dancer height view (I like the titled) with lot of options: Speed, Paths, Hands joined, Shadows, Sound and Stick figures. It also shows the Steps, About this Call and the Callerlab Definition. There is also a matrix of photos showing the real dancers who helped develop the program.

I'd like to give special thanks to all the angels coming out to support new dancers. Thank You.

Enough for this issue. I hope you all enjoy playing with the new program.







RDTA President's Message

by

Ken & Berni Ryder

Greetings, WASCA dancers

It's hard to believe that autumn is upon us, but we will have celebrated Halloween once you read this message. Many of you will have also enjoyed the outstanding round dancing at the PA Fabulous Fall Festival [PAFFF] in Altoona PA. With two round dance halls plus 2x2 dancing, everyone had a wonderful time moving to the superb cues of the Preskitts, the Shottings and Denniston and McCabe. What was particularly remarkable was the exception turnout at the Festival's Introduction to Rounds. We hope that the 66 dancers who enjoyed their exposure to round dancing will follow-up with their local cuers to share the fun we all have with our favorite "social contact sport" – choreaographed ball room dancing [aka round dancing]. Another 41 dancers enjoyed another Round-a-Rama in Dundalk MD. This phase IV-VI dance featured two Worlock teaches and cueing by Ron Rumble and Barbara Buchanan.

Further autumnal good news is that everyone can relish a full dance schedule with our local round dance clubs and your RDTA cuers. On Mondays you can dance in the afternoons with the Ryders at Greenspring, and in the evenings with Christina Eum at the Herndon Senior Center. On Tuesdays, the Springers dance in the Richmond area and the Croffords in Norfolk, while the Hoppers dance in the Charlottesville area. Thursdays provide a number of dancing venues, with the Klines in Newport News VA, the Buchanans in Millersville MD, the Shottings in Eldersberg MD and the Ryders in Annandale VA. On Fridays, you can dance with the Kincaids and the Buchanans on alternating Fridays in Millersville MD at Christ Lutheran Church.[The Buchanans are hoping to switch their IV-VI club back to Wednesday nights at a church in Falls Church in 2027.] On specific Saturday afternoons, you can dance with the Shottings at the phase II-IV or IV-VI levels in Catonsville and enjoy an occasional ZOOM tea dance. Sundays, you can join the Ryders for their class level dance at ST Barnabas Episcopal Church in Annandale VA. If you enjoy moving to great music with that special someone in your arms, you clearly can do that any day of the week at one of these RDTA round dance clubs.

Finally, don't overlook the opportunities for dancers to take some round dance lessons to learn a new rhythm, a different activity, or "brush up" on some rhythms you're still not fully comfortable dancing. The Shottings are offering classes in Maryland on Mondays in Catonsville and Thursdays in Eldersburg. The Hoppers are offering classes in the Charlottesville area on Tuesdays and Thursdays. The Ryders are offering an intermediate workshop and a basic class on Sundays in Annandale VA. Christina Eum is currently teaching phase III foxtrot figures on Mondays at the Herndon Senior Center. The Croffords have a basic class on Tuesdays in Norfolk VA. See the information available on current Round Dance classes in the section on Dance Classes later in this Calls 'N Cues Issue and then check with one of the leaders holding a class convenient for you to see when they will be starting to teach a new rhythm.

We wish everyone a happy Holiday Season and hope to help celebrate this season by seeing and dancing with all our WASCA round dancer friends at the various local clubs and their special Holiday dances. What a wonderful way to enjoy this urgently needed glorious Holiday season..

Stay safe and well and we'll see you all on the dance floor.